



## Approvals Performance Report

The December 2011 quarter showed a drop in the number of applications received by DMP from a record in the September quarter of 2011. The Department received 428 exploration licence applications compared to 592 in the September quarter. 98.5 per cent of mineral exploration licence applications were finalised within target timelines.

In the 2011 calendar year, DMP continued to receive levels of mineral and petroleum tenure and activity applications reflecting high levels of mineral exploration and mining interest and activity across Western Australia.

DMP finalised more than 9,000 applications in 2011. The below graph shows the steady trend of applications finalised by the department since 2009.

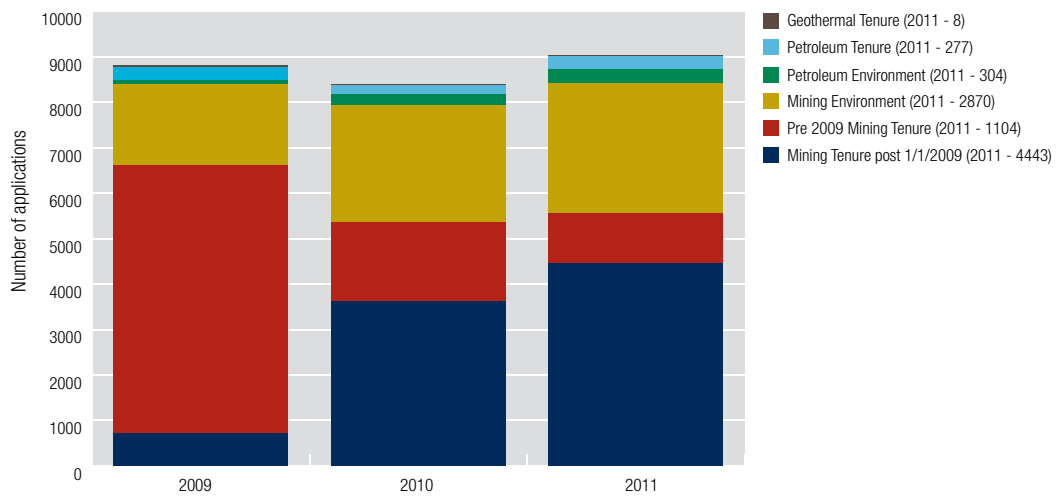


Figure 1 | Applications finalised by DMP

During 2011, DMP finalised 4443 mineral tenure applications comprising 2714 Exploration Licences, 1462 Prospecting Licences, 182 Miscellaneous Licences, 66 Mining Leases and 17 General Purpose Leases. The Department finalised 95% of all mineral tenure applications within target timelines.

The number of mineral exploration applications (programme of work) and mining proposals received by the Department during the fourth quarter was slightly down from the record received in the third quarter 2011. 98% of Programme of Work applications and 90% of mining proposals were finalised within 30 business days. The consistently high number of programme of work applications received by the Department is illustrated below.

### Number of mineral exploration applications (PoWs) received

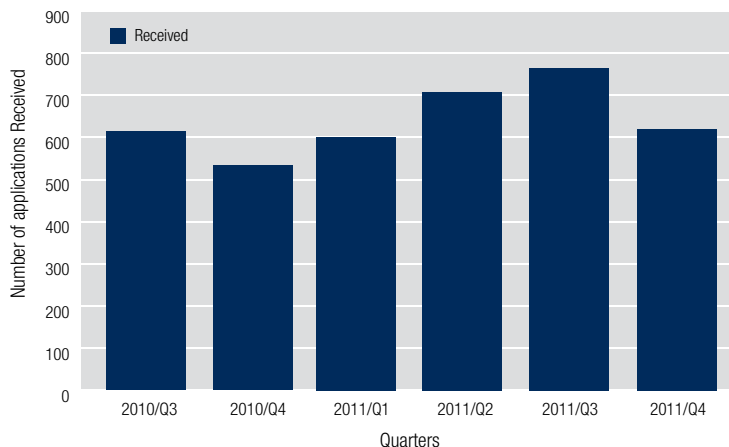


Figure 2 | POWs - Received

The petroleum sector was also very active in 2011 with 281 tenure applications received by the Department (an increase from 2010 when 264 were received).

The Department received 334 petroleum environment plans for planned petroleum activities in both State and Commonwealth jurisdictions over 2011. 97% of petroleum environmental plans were finalised within 30 business days. However, petroleum tenure applications were below normal performance targets with only 43% of applications finalised within target timelines over the year. The Department has commenced action to improve petroleum tenure performance.

Following the transition of administration of titles held in the Offshore Petroleum and Greenhouse Gas Storage Act 2006 to the National Offshore Petroleum Title Authority, from 1 January 2012, DMP will no longer report on, applications in Commonwealth waters. Approval times will also not be monitored. Likewise, all Environmental Plans in Commonwealth waters have been passed onto the National Offshore Petroleum Safety and Environment Management Authority (NOPSEMA), including those that were in progress.

## Online lodgement systems – Minerals and Petroleum

Since the introduction of online lodgement for key mineral applications late March 2011, 2116 applications were lodged online in the report period. This represents 40% of the total number of applications received. The graph below shows the trend in continued uptake of online lodgement by industry over the last 18 months. Feedback from proponents regarding the use of the online application systems has been positive.

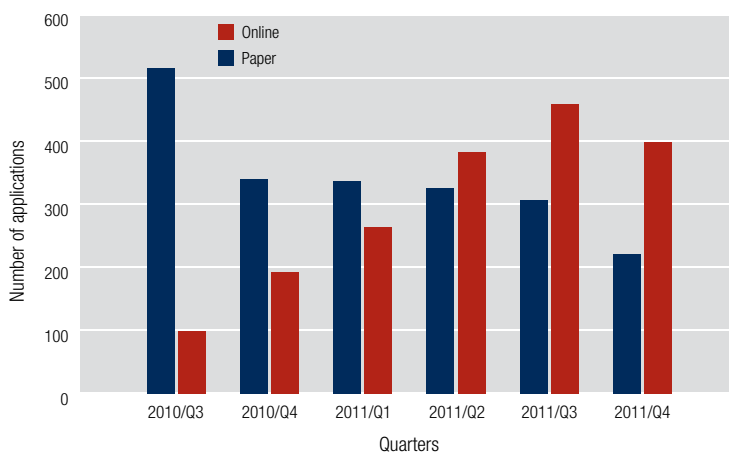


Figure 3 | POWs - Paper vs Online

In view of this trend and the acceptance by industry, as of 31 May 2012, DMP will no longer accept paper lodgement of exploration programme of work applications.

## APPROVALS DATA TABLE – FOURTH QUARTER 2011

The below table provides information regarding the number of mining and petroleum applications received by the Department of Mines and Petroleum (DMP) during the specified period. DMP timeline target, approval performance measures and number of applications carried over to the next quarter are provided for key approval processes. The timeline target applies to processes within DMP and does not include, for example, the time taken for assessment by other government agencies or where the assessment process is put on hold while additional information is being sought from applicants. As part of the WA approval reform process Government is developing systems to provide a whole of project approval timeline for key approval processes.

| Minerals Sector  |                                 |  |                           |                        |  |  |                                    |                                  |
|--|---------------------------------|--|---------------------------|------------------------|--|--|------------------------------------|----------------------------------|
|  | Timeline target (business days) | No. carried over from previous quarter | No. applications received | Total No. finalised    | No. refused, lapsed, rejected or withdrawn within timeline | Total no. finalised within timeline target | % finalised within timeline target | No. carried over to next quarter |
| <b>Tenure Applications</b>   |                                 |  |                           |                        |  |  |                                    |                                  |
| Data used to assess performance against the timeline target only applies to applications received since 1 January 2009 (when the tracking of applications commenced). The total number of applications in the system have been separated into two categories – those received since 1/1/2009 and those received prior. |                                 |  |                           |                        |  |  |                                    |                                  |
| Prospecting Licence  | 65                              | 1274                                   | 308                       | 313                    | 8  | 300  | 95.8%                              | 1269                             |
| - pre 1/1/09   |                                 | 283                                    |                           | 48                     | 14   |  |                                    | 235                              |
| Exploration Licence  | 65                              | 2839                                   | 428                       | 402                    | 13   | 396  | 98.5%                              | 2865                             |
| - pre 1/1/09   |                                 | 848                                    |                           | 170                    | 26   |  |                                    | 678                              |
| Mining Lease   | 65                              | 201                                    | 34                        | 14                     | 0  | 13   | 92.9%                              | 221                              |
| - pre 1/1/09   |                                 | 986                                    |                           | 87                     | 15   |  |                                    | 899                              |
| Others (i.e. Miscellaneous Licence, General Purpose Lease, Retention Licence)  | 65                              | 427                                    | 133                       | 40                     | 0  | 40   | 100%                               | 520                              |
| - pre 1/1/09   |                                 | 252                                    |                           | 17                     | 3  |  |                                    | 235                              |
| Programme of Work  | 30                              | 384                                    | 621                       | 610                    | 59   | 600  | 98.4%                              | 394                              |
| Mining Proposal  | 30                              | 157                                    | 82                        | 88                     | 25   | 79   | 90.8%                              | 153                              |
| Native Veg. Clearing Permits   | 90 calendar days                | 53                                     | 74                        | 65                     | 6  | 60   | 92.3%                              | 62                               |
| Note: DMP assesses native vegetation clearing permit applications from the resources sector via a delegation from Department of Environment and Conservation (DEC). DEC target timelines include 100% of applications within 90 calendar days and 80% within 60 calendar days.   |                                 |  |                           |                        |  |  |                                    |                                  |
| <b>Mine Safety Approvals</b>   |                                 |  |                           |                        |  |  |                                    |                                  |
| Project Management Plan  | 30                              | 8                                      | 14                        | 11                     | 1  | 10   | 90.9%                              | 12                               |
| Petroleum and Geothermal Sector  |                                 |  |                           |                        |  |  |                                    |                                  |
|  | Timeline target (business days) | No. carried over from previous quarter | No. applications received | Total number finalised | No. refused, rejected or withdrawn within timeline         | Total no. finalised within timeline target | % finalised within timeline target | No. carried over to next quarter |
| <b>Tenure Applications</b>   |                                 |  |                           |                        |  |  |                                    |                                  |
| Includes grant or renewal of Exploration Permits, Production Licences and Retention Leases; grant, renewal or variation of Pipeline Licences; "Surveys" also incorporate Special Prospecting/Access Authorities and Scientific Investigations.   |                                 |  |                           |                        |  |  |                                    |                                  |
| Exploration Permit   | 120                             | 39                                     | 63                        | 38                     | 22   | 13   | 34.2%                              | 64                               |
| Production Licence Retention Lease   | 90                              | 17                                     | 4                         | 7                      | 0  | 2  | 28.6%                              | 14                               |
| Pipeline Licence   | 90                              | 10                                     | 5                         | 1                      | 0  | 0  | 0%                                 | 14                               |
| Wells  | 40                              | 13                                     | 26                        | 21                     | 8  | 7  | 33.3%                              | 18                               |
| Survey   | 40                              | 45                                     | 36                        | 32                     | 6  | 22   | 68.8%                              | 49                               |
| <b>Environmental Approvals</b>   |                                 |  |                           |                        |  |  |                                    |                                  |
| Incorporates environmental plans and oil spill contingency plans in both Commonwealth and State jurisdictions.   |                                 |  |                           |                        |  |  |                                    |                                  |
| Environmental Plans  | 30                              | 48                                     | 87                        | 87                     | 46   | 85   | 98%                                | 48                               |

Footnote: The Department receives referrals and requests from other agencies for advice. For example, The Department received 160 referrals from the Western Australian Planning Commission for comment on land development proposals that may affect access to resources during Q4 2011.