



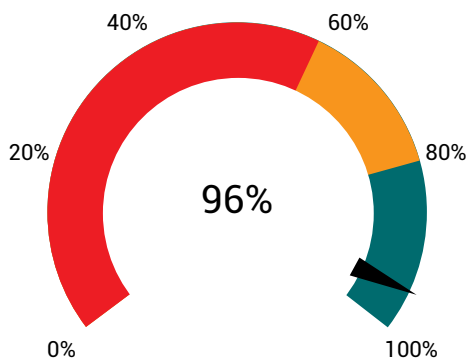
Approvals Performance Report (resource sector) March Quarter 2018

DMIRS has developed a new approach to resource sector approval performance reporting. In addition to reporting DMIRS performance, the department will also report the time taken by DMIRS, other agencies and the proponent. This "whole of approval" reporting will assist proponents with project approval planning and highlight opportunities for further efficiencies.

As part of this new reporting approach, each quarterly report will provide a focus on selected application types and trends. The March Quarter 2018 report will focus on mineral exploration Programme of Work applications.

Programme of Work applications (1Q 2018)

% Finalised Within Target Timeline



Average Days: 24

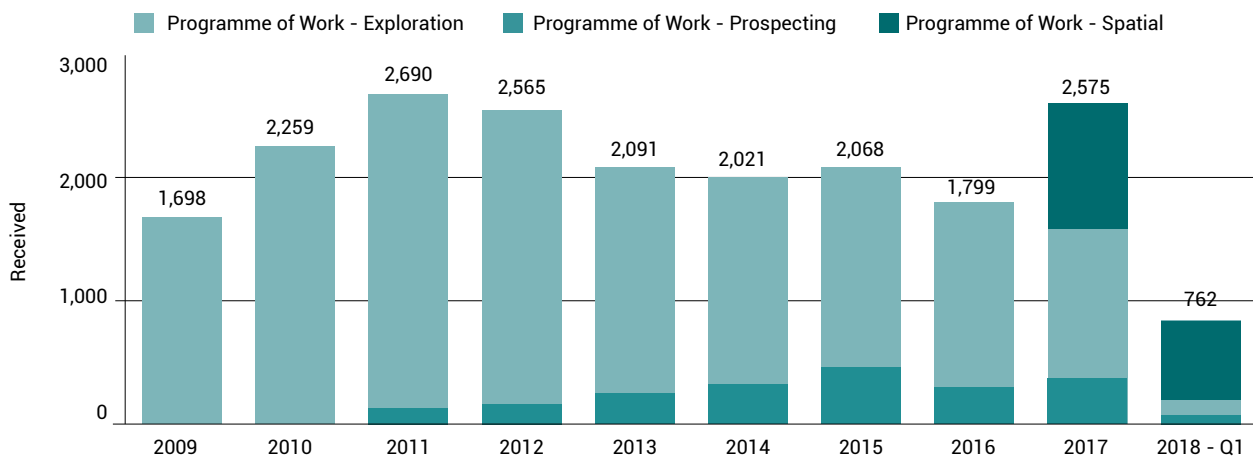
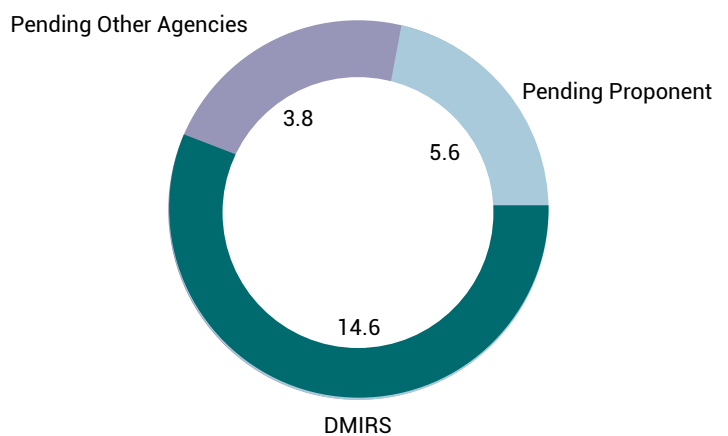


TABLE 2: DMIRS APPROVALS PERFORMANCE MARCH QUARTER 2018

Minerals Sector								
Timeline target (business days)	No. carried over from previous quarter	No. applications received	Total no. finalised	No. refused, lapsed, rejected or withdrawn	Total no. finalised within timeline target	% finalised within timeline target	No. carried over to next quarter	
Tenure applications								
Data used to assess performance against the timeline target only applies to applications received since 1 January 2009 (when the tracking of applications commenced).								
Prospecting Licence	65	1338	309	361	86	358	99%	1286
Exploration Licence	65	2091	469	416	135	406	98%	2144
Mining Lease	65	249	32	13	5	13	100%	268
Others (Miscellaneous, General Purpose, Retention Leases)	65	354	76	50	8	48	96%	380
Exploration and mining applications								
Programme of Work	30	185	762	619	154	595	96%	328
Mining Proposal	30	160	56	55	7	48	87%	161
Native Veg. Clearing Permit	60*	49	33	41	4	36	88%	41
Note: DMIRS assess resource sector native vegetation clearing permit applications via a delegation from the Department of Environment and Conservation. DMIRS's approval performance target is to achieve greater than 80% of applications finalised within 60 calendar days.								
Mine safety applications								
Project Management Plan	30	19	15	20	3	20	100%	14
Radiation Management Plans	30	4	1	4	0	3	75%	1

Petroleum and Geothermal Sector								
Target timeline (business days)	No. carried over from previous quarter	No. applications received	Total no. finalised	No. refused, rejected or withdrawn	Total no. finalised within timeline target	% finalised within timeline target	No. carried over to next quarter	
Petroleum tenure and activity applications								
A detailed list of application categories is available on the DMIRS approvals / approvals reporting website.								
Compliance Approval	40	64	19	37	12	11	30%	46
Joint Authority Decision	20	31	39	30	5	22	73%	40
Exploration Permit	120	22	1	1	0	1	100%	22
Other Title	120	18	1	0	0	0	-	19
Other Activity	40	1	1	2	1	2	100%	0
Pipeline Licence	90	10	1	4	0	3	75%	7
Prod. Licence	120	4	0	0	0	0	-	4
Survey	40	22	4	0	0	0	-	26
Well	40	17	0	0	0	0	-	17
Well Activity	30*	21	22	33	3	30	91%	10
Well Application	40	2	0	0	0	0	-	2
Petroleum environmental and safety applications								
Environment plans incorporate a small number of oil spill contingency plans.								
Environment Plan	30*	24	52	53	11	51	96%	23
New Safety Case/SMS	90*	0	3	3	0	3	100%	0
Revised Safety Case/SMS	30*	1	17	17	0	17	100%	1

Note 1: * Denotes calendar days instead of business days.

Note 2: On 1 July 2017, the former Department of Mines and Petroleum amalgamated with the former Department of Commerce to become the Department of Mines, Industry Regulation and Safety (DMIRS).