



Approval Performance Report (resource sector) December Quarter 2018 – 10th Anniversary

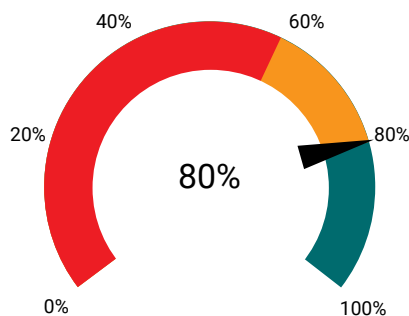
The end of 2018 marks the 10th anniversary of agency approval performance reporting relevant to the regulation of the WA resource sector.

Table 1 in this report features the number of applications received for each year since the approval performance reports commenced in 2009.

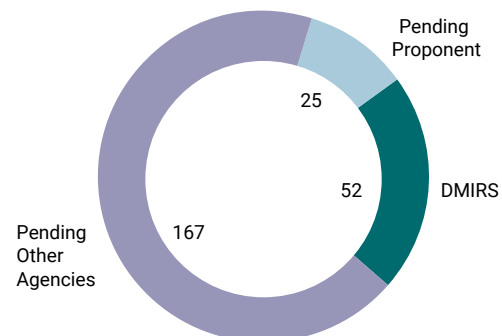
In the December Quarter 2018, the report focusses on Prospecting Licence applications. The average total time for finalising Prospecting Licence applications was 244 business days. The prospecting licence timeline includes the time required for the *Native Title Act 1993* (NTA) "Expedited Process". The "Expedited Process" includes a four-month notification period prescribed under S29 of the NTA. The Australian Government National Native Title Tribunal administers the NTA.

Prospecting Licences (Finalised 1 October 2018 – 31 December 2018)

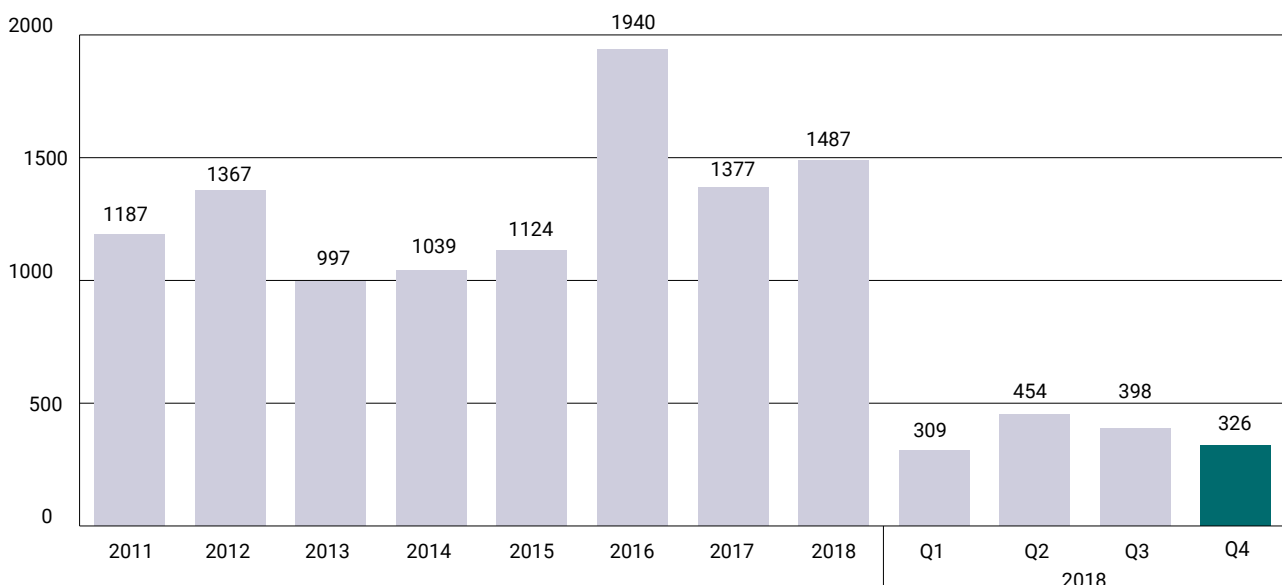
% Finalised Within DMIRS Target Timeline



Total Average Days: 244



Received



Calendar year 2018

The department received a total of 7,762 mining and petroleum applications during 2018, which is among the highest number of applications since 2009. Ninety one per cent of these were finalised within target timelines.

Table 1 provides the number of applications received each year, the agency performance and milestones.

Table 1: Number of applications, approval performance and milestones 2009 - 2018

Calendar year	Total number of applications received	Percentage of applications finalised within target timelines	Milestones
2018	7762	91%	Introduction of whole-of-approval reporting. Many mining and petroleum applications require input from other government agencies. Whole-of-approval timelines include the time with DMIRS, other government agencies and the proponent.
2017	7767	96%	DMIRS established 1 July 2017 with the merger of Departments of Commerce and Mines and Petroleum.
2016	7477	97%	Number of mining applications received increased due to surge in gold and lithium exploration applications.
2015	6630	95%	Lower commodity prices reflected in reduced number of mining applications received.
2014	6688	94%	New petroleum application categories added 1 July 2014. Petroleum Safety Case reporting commenced.
2013	6939	87%	Annual Environmental Reports required to be lodged online after 1 July 2013.
2012	7314	91%	Responsibility for petroleum offshore applications (Commonwealth waters) transferred to NOPSEMA and NOPTA. Policy decision to only accept online lodgement of Programmes of Work – Exploration from 1 July 2012. WA petroleum acreage release bidding becomes available online.
2011	7782	88%	Online lodgement expanded to include administrative processes such as Expenditure on Mining Tenement (Form 5), Objections under the Mining Act 1978 (Form 16) , Exemption from expenditure (Form 18) and Tenement applications (Form 21)
2010	7391	86%	Online lodgement and approvals tracking modules introduced for all key mining and petroleum approval processes.
2009	7209	88%	Public approval performance reporting commenced 1 Jan 2009. Online lodgement and approvals tracking modules trialled and progressively introduced.

The agency performance target is to finalise more than 80 per cent of applications within target timelines. Target timelines for each approval process are listed in Table two below.

Review of DMIRS approval reporting

During the first half of 2019, the department will conduct a review of agency approval reporting. The scope of the review will include benchmarking DMIRS approval reporting with other jurisdictions, collaboration with other State government regulators and stakeholder consultation regarding future approval reporting options.

TABLE 2: DMIRS APPROVAL PERFORMANCE DECEMBER QUARTER 2018

Minerals Sector								
Timeline target (business days)	No. carried over from previous quarter	No. applications received	Total no. finalised	No. refused, lapsed, rejected or withdrawn	Total no. finalised within timeline target	% finalised within timeline target	No. carried over to next quarter	
Tenure applications								
Data used to assess performance against the timeline target only applies to applications received since 1 January 2009 (when the tracking of applications commenced).								
Prospecting Licence	65	1658	326	412	166	330	80%	1572
Exploration Licence	65	2204	517	389	168	354	91%	2332
Mining Lease	65	263	35	26	9	20	77%	272
Others (Miscellaneous, General Purpose, Retention Leases)	65	400	116	50	15	47	94%	466
Exploration and mining applications								
Programme of Work	30	344	565	557	145	537	96%	352
Mining Proposal	30	163	90	82	10	67	82%	171
Native Veg. Clearing Permit	60*	41	42	36	1	23	66%	47
Note: DMIRS assess resource sector native vegetation clearing permit applications via a delegation from the Department of Water and Environmental Regulation. DMIRS approval performance target is to achieve greater than 80% of applications finalised within 60 calendar days.								
Mine safety applications								
Project Management Plan	30	19	23	29	3	29	100%	13
Radiation Management Plans	30	3	2	0	0	-	-	5

Petroleum and Geothermal Sector								
Target timeline (business days)	No. carried over from previous quarter	No. applications received	Total no. finalised	No. refused, rejected or withdrawn	Total no. finalised within timeline target	% finalised within timeline target	No. carried over to next quarter	
Petroleum tenure and activity applications								
A detailed list of application categories is available on the DMIRS approvals / approvals reporting website.								
Compliance Approval	40	29	6	23	16	19	83%	12
Joint Authority Decision	20	32	23	23	8	20	87%	32
Exploration Permit	120	23	0	5	2	4	80%	18
Other Title	120	19	1	13	1	10	77%	7
Other Activity	40	1	0	1	0	1	100%	0
Pipeline Licence	90	13	4	8	1	5	62%	9
Prod. Licence	120	4	0	0	0	0	-	4
Survey	40	24	4	17	5	17	100%	11
Well	40	4	0	0	0	0	-	4
Well Activity	30*	12	41	42	2	42	100%	11
Well Application	40	1	3	2	1	2	100%	2
Petroleum environmental and safety applications								
Environment plans incorporate a small number of oil spill contingency plans.								
Environment Plan	30*	44	77	76	36	76	100%	45
New Safety Case/SMS	90*	3	1	3	1	3	100%	1
Revised Safety Case/SMS	30*	2	6	6	1	6	100%	2

Note 1: * Denotes calendar days instead of business days.

Note 2: Carry over figures have been reconciled for some approval processes.