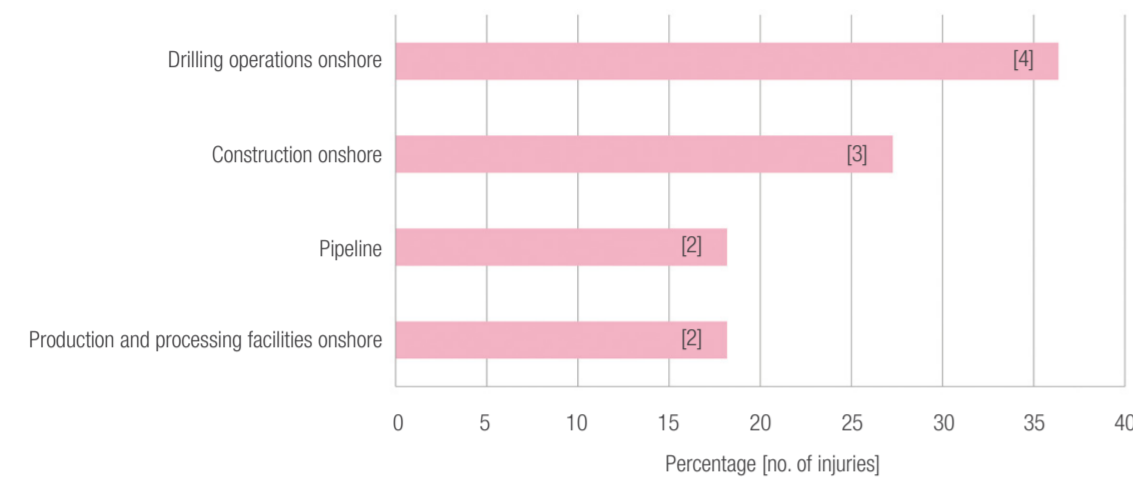


SAFETY PERFORMANCE

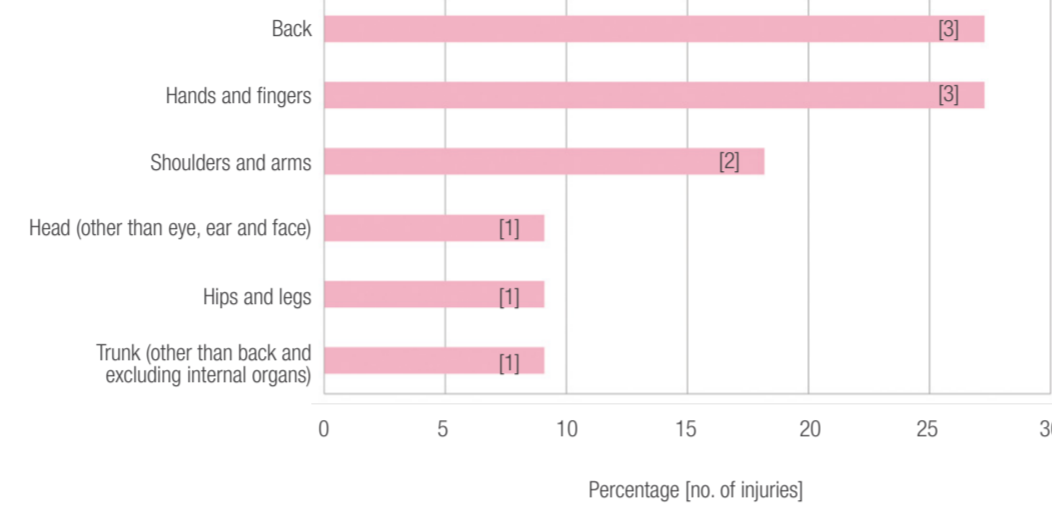
in the WA petroleum industry 2010-2011

NOTE: The following graphs are derived from the data for 11 lost time injuries. This sample size is too small for meaningful statistical comparison.

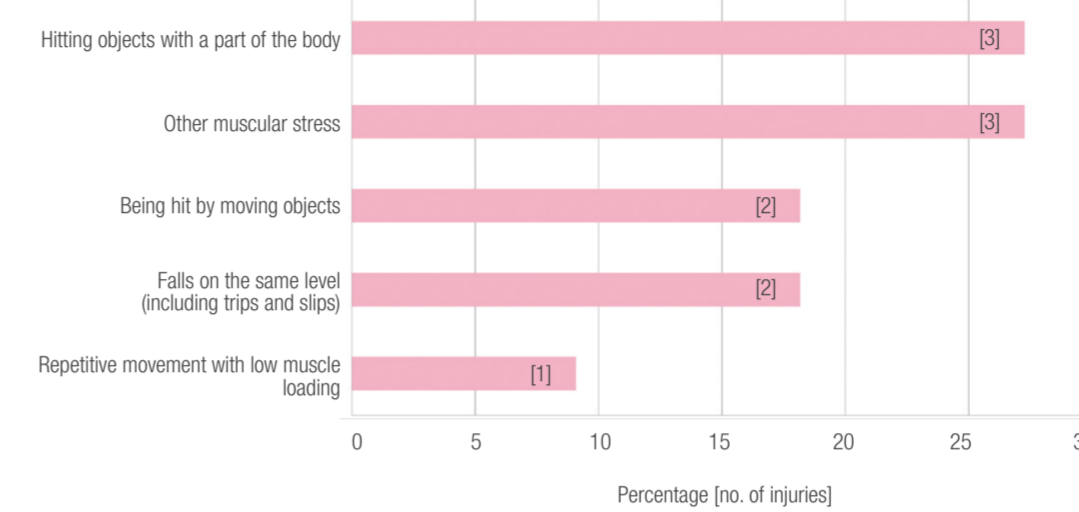
LOST TIME INJURIES: TYPE OF FACILITY



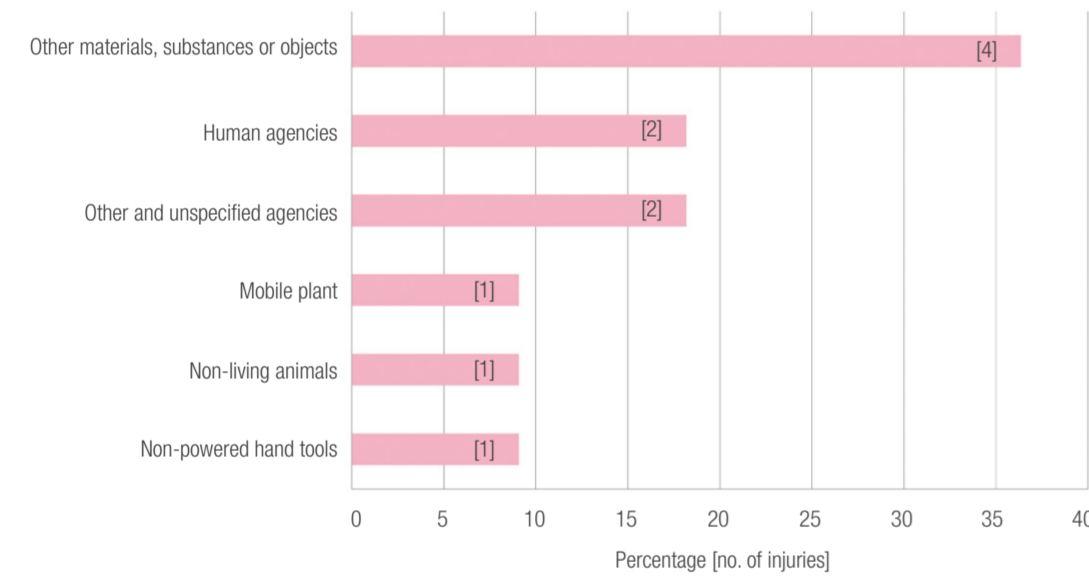
LOST TIME INJURIES: PART OF BODY



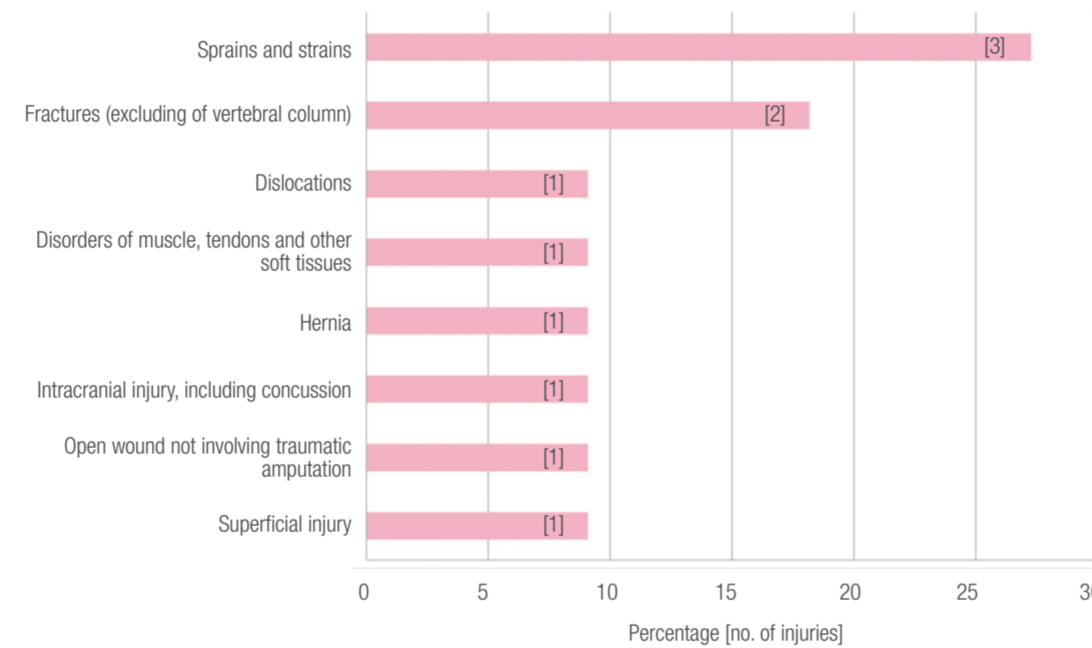
LOST TIME INJURIES: MECHANISM OF INJURY



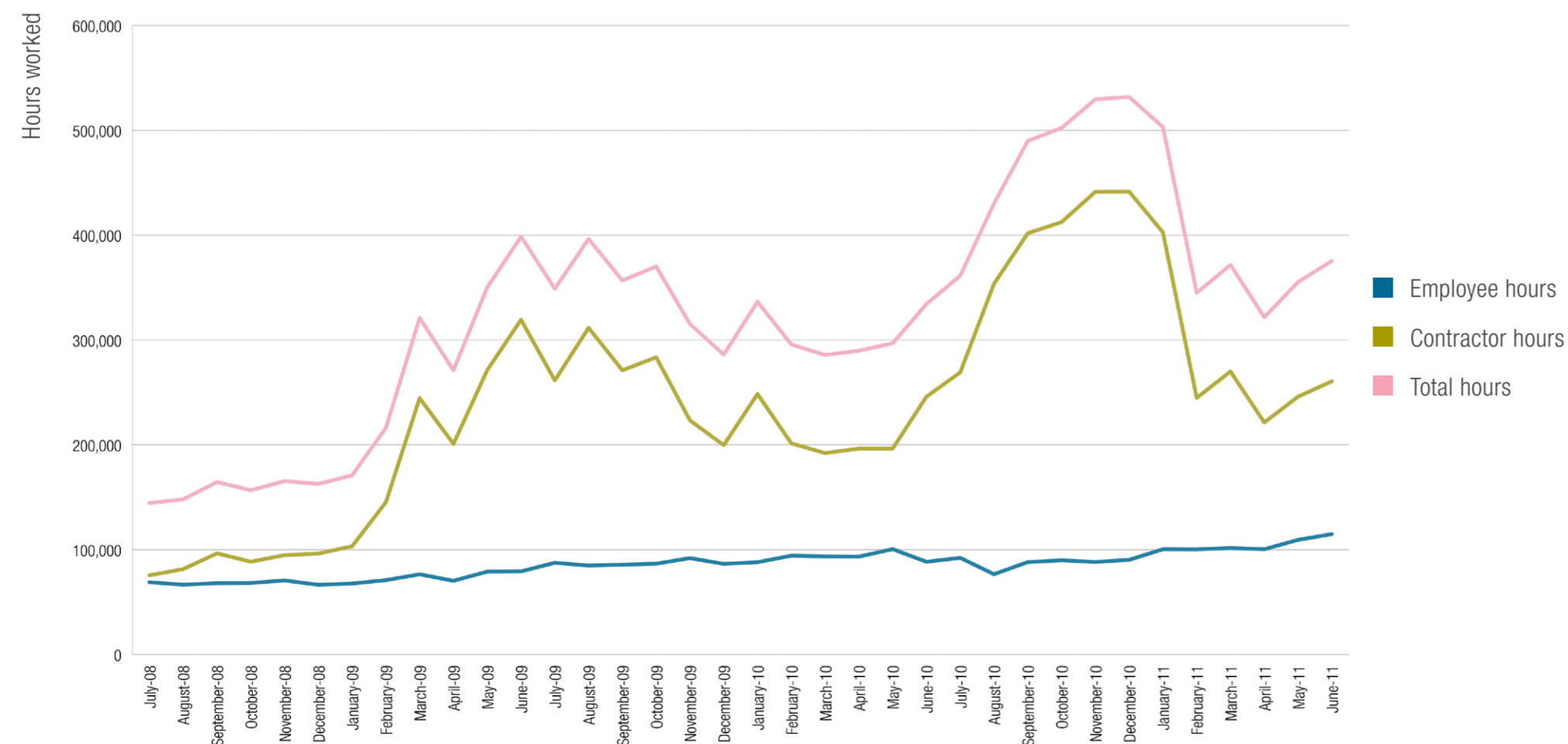
LOST TIME INJURIES: BREAKDOWN AGENCY



LOST TIME INJURIES: NATURE OF INJURY



HOURS WORKED BY MONTH



DEFINITIONS

LOST TIME INJURY (LTI)
A lost time injury (LTI) is a work injury that results in an absence from work for at least one full day or shift any time after the day or shift on which the injury occurred.

ALTERNATIVE DUTIES INJURY (ADI)
An alternative duties injury is a work injury which is not an LTI that results in the injured person being unable to fully perform his or her ordinary occupation (regular job) any time after the day or shift on which the injury occurred, and where either alternative or light duties are performed.

MEDICAL TREATMENT INJURY (MTI)
A medical treatment injury (MTI) is a work injury which requires treatment beyond normal first aid but which is not a lost time injury or an alternative duties injury.

FREQUENCY RATE (FR)
The number of injuries per million hours worked.

LOST TIME INJURY FREQUENCY RATE (LTIFR)
The number of lost time injuries per million hours worked.

STATISTICAL SUMMARY

- No fatal accidents reported during 2010-11
- 11 LTIs reported during 2010-11, 7 more than the previous year (4 LTIs in 2009-10). These lost time injuries resulted in 77 work days being lost and a further 33 days on alternative duties
- 15 ADIs reported during 2010-11 (the same number as the previous year) resulting in 294 days on alternative duties
- 11 MTIs reporting during 2010-11, 8 less than the previous year (19 MTIs reported in 2009-10)
- Overall LTI frequency rate for 2010-11 was 2.1
- Overall ADI frequency rate for 2010-11 was 2.9
- Overall MTI frequency rate for 2010-11 was 2.1
- A total of 5.12 million hours were worked during 2010-11 consisting of 1.15 million hours worked by employees and 3.97 million hours worked by contractors, an increase of 31% over the previous year (3.91 million hours worked in 2009-10, consisting of 1.08 million hours worked by employees and 2.83 million hours worked by contractors)

