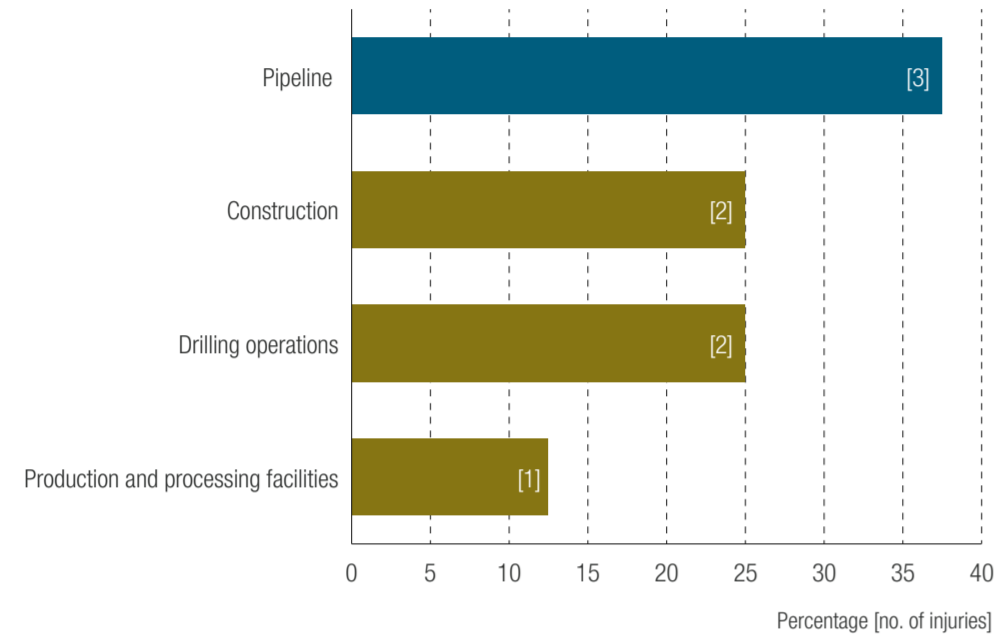


SAFETY PERFORMANCE

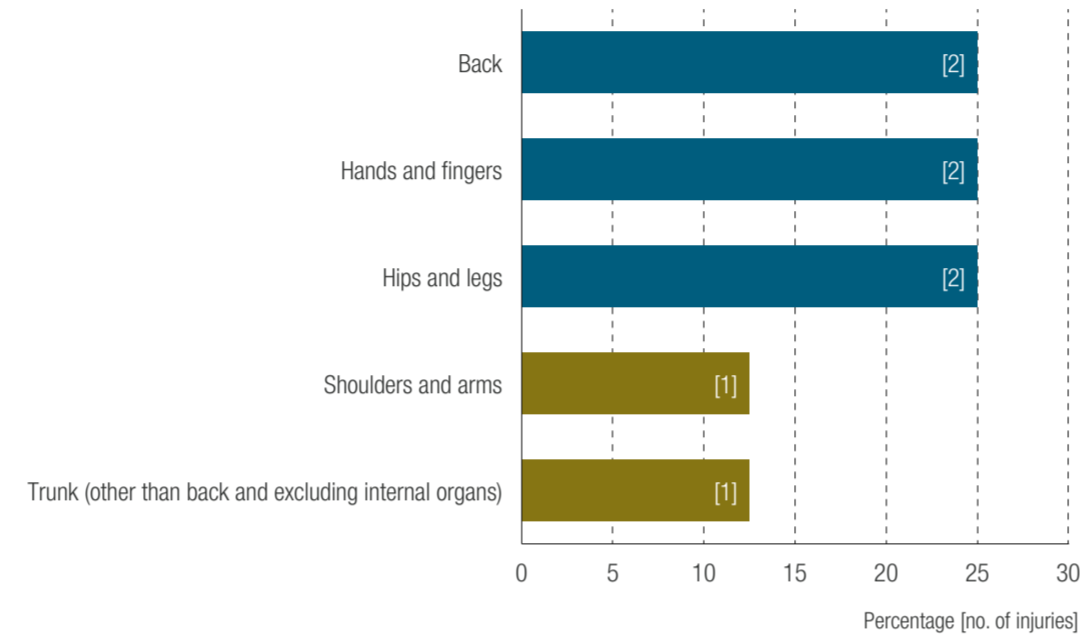
in the Western Australian petroleum industry 2011-2012

NOTE: The following graphs are derived from the data for 8 lost time injuries. This sample size is too small for meaningful statistical comparison.

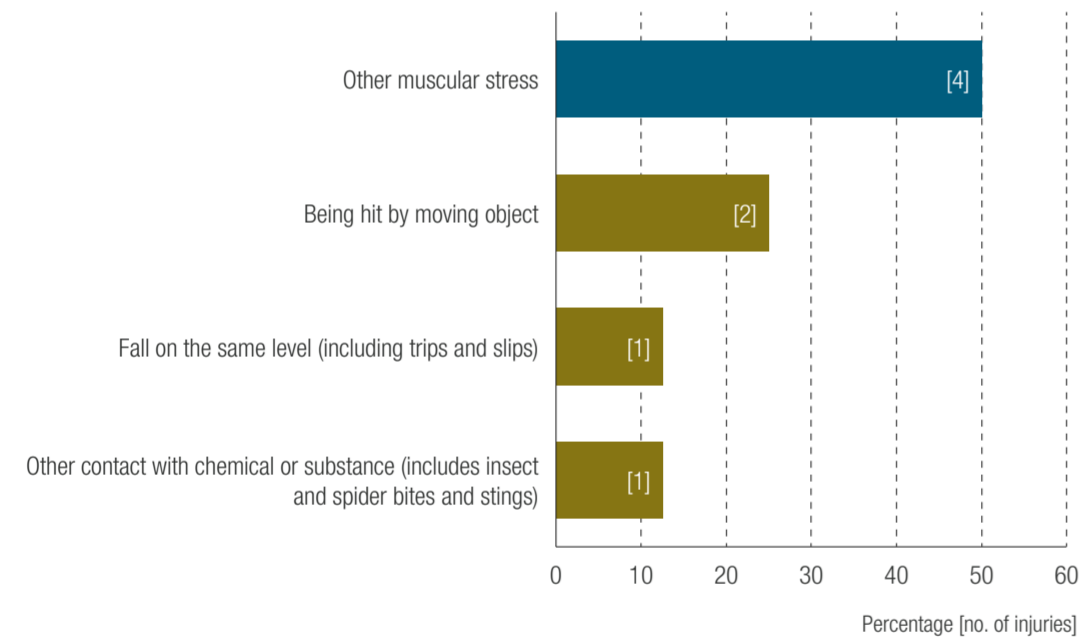
LOST TIME INJURIES: TYPE OF FACILITY



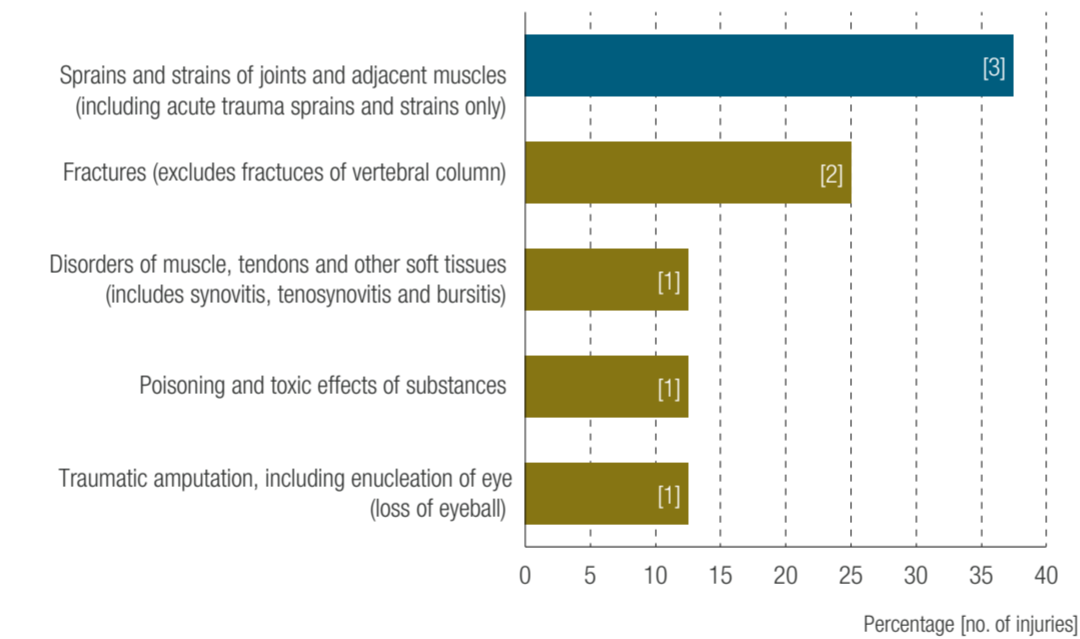
LOST TIME INJURIES: PART OF BODY



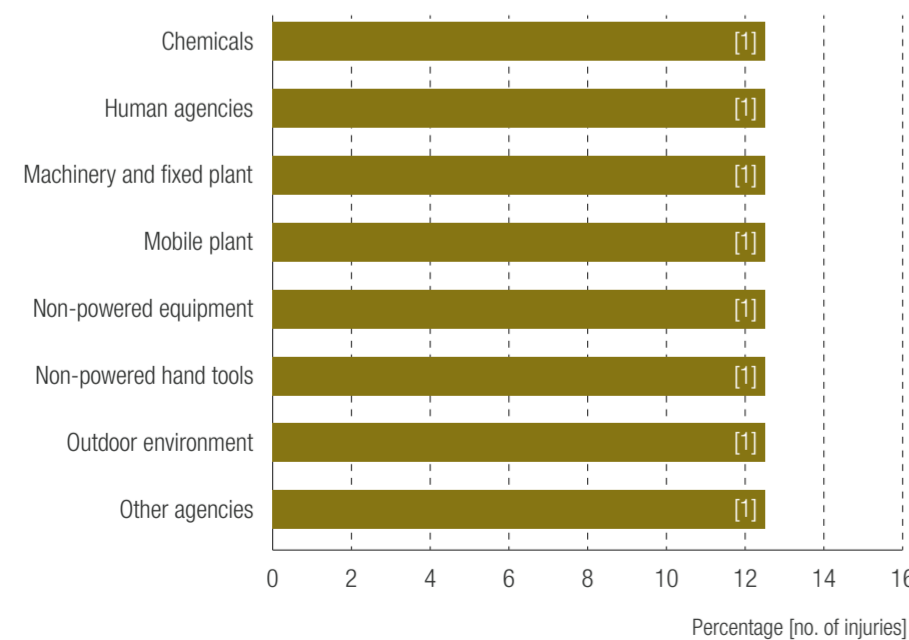
LOST TIME INJURIES: MECHANISM OF INJURY



LOST TIME INJURIES: NATURE OF INJURY



LOST TIME INJURIES: BREAKDOWN AGENCY



DEFINITIONS

LOST TIME INJURY (LTI)

A lost time injury (LTI) is a work injury that results in an absence from work for at least one full day or shift any time after the day or shift on which the injury occurred.

ALTERNATIVE DUTIES INJURY (ADI)

An alternative duties injury is a work injury which is not an LTI that results in the injured person being unable to fully perform his or her ordinary occupation (regular job) any time after the day or shift on which the injury occurred, and where either alternative or light duties are performed.

MEDICAL TREATMENT INJURY (MTI)

A medical treatment injury (MTI) is a work injury which requires treatment beyond normal first aid but which is not a lost time injury or an alternative duties injury.

FREQUENCY RATE (FR)

The number of injuries per million hours worked.

LOST TIME INJURY FREQUENCY RATE (LTIFR)

The number of lost time injuries per million hours worked.

STATISTICAL SUMMARY

- No fatal accidents were reported during 2011-12.
- 8 LTIs were reported during 2011-12, 3 less than the previous year (11 LTIs in 2010-11).
- 9 ADIs were reported during 2011-12, 6 less than the previous year (15 ADIs in 2010-11).
- 7 MTIs were reported during 2011-12, 4 less than the previous year (11 MTIs reported in 2010-11).
- Overall LTI frequency rate for reported injuries in 2011-12 was 1.3.
- Overall ADI frequency rate for reported injuries in 2011-12 was 1.5.
- Overall MTI frequency rate for reported injuries in 2011-12 was 1.7.
- A total of 5.97 million hours were worked during 2011-12, consisting of 1.46 million hours worked by employees and 4.51 million hours worked by contractors, an increase of 17% over the previous year (5.12 million hours worked in 2010-11, consisting of 1.15 million hours worked by employees and 3.97 million hours worked by contractors).



www.dmp.wa.gov.au/ResourcesSafety

Compiled from reports submitted to the Department of Mines and Petroleum for Western Australian petroleum facilities and pipelines. It does not include reporting for Western Australian coastal waters, which were not reported to the Department until January 2012.